



12	300	40	3.0 / 3.2	8/10/12	21
14	350	40	3.0 / 3.2	8/10/12/15	24
16	400	40	3.4 / 3.6 / 3.8	8/10/12/15	28
18	450	40	4.0 / 4.2	8/10/12/15	32
20	500	40	4.0 / 4.2	8/10/12/15/20	36
24	600	40	4.6 / 4.8	8/10/12/15/20	42
28	700	40	5.2 / 5.5	8/10/12/15/20	42
32	800	40	6	8/10/12/15/20	46

14

3


2

3

3

□□□□□

14




□□□□□□□□





# Applicable machines



□□□□



□□□□□



16□□□□□□□□□□



14□□□□□□□□□□

□□□□□□□□


□□□□□□□□□□□□





□□□□□

□□



□□





