

Boreway 1600mm



0000 00000000000000000000 000000000000000000000000

0 0000000000000000000000 00000000000000000000000000000000

00000000000000000000000000


00000000000000000000000000
 00000000000000000000 000000000000

1600 mm 0000000000000000				
00		00000000		
000	00	00	00	00
64	1600	24	9	15

Applicable materials

To meet your demands for cutting different materials, such as granite, marble, quartz stone, sand stone, microcrystalline stone, volcanic rock, concrete, glass, ceramic, masonry etc. Different segments recipe were been developed by our company.







□□□□



□□□

- 1.□□□□□□□□□□□□□□
- 2.□□□□□□□□□□
- 3.□□□□□□□□□□□□□□□□□□□□□□□□□□□□□□□□□□□□
- 4.□□□□□□□□□□

□□□□□



Fan Shape Edge Segment




Normal Shape Edge Segment



W Shape Edge Segment




K Shape Block Segment



V Shape Block Segment



M Shape Block Segment



Slant Slot Edge Segment



Turbo Shape Edge Segment



U Slot Edge Segment





□□□□□

1. 转速RPM
- 2.
- 3.


3. 重量
重量

重量

重量


重量

Fujian Nanan *boreway* Machinery Co.,Ltd.

 362342 Hu 605

 **TEL** +86 595-86990206 /  +86 595-86990220

 / **WhatsApp / Wechat** + 86 13559599186

 **E** boreway06@boreway.net

 重量