



PCD


PCD

PCD VCT

PCD

0000	000
0000	2PCD
0000 0000	2PCD D20mm * H4mm * 1T
0000000000	16-270 etc
000	PCD + 0000000000 + 00000000
C000	3 X M6 M8
000	000000000000
000	0000000000
0000	00000000000000000000





Concrete Hardness

CONCRETE HARDNESS	Xtreme Hard	Very Hard	Hard	Medium Hard	Soft	Very Soft
PSI	6500-9000	5000-7000	4000-5000	3000-4000	1500-3500	1000-2000
MPA	C50-C65	C40-C55	C30-C50	C20-C40	C15-C25	C10-C20
CODE	XHF	VHF	HF	MHF	SF	VSF
COLOUR						


Concrete hardness is measured in PSI and MPA. The chart shows the relationship between concrete hardness and the corresponding floor finish code and color.

Concrete Preparation

1. Concrete preparation involves grinding and polishing the surface to achieve the desired level of smoothness and shine.
2. The process typically starts with a coarse diamond grit and progresses through finer grits to the final polish.
3. Proper preparation is essential for achieving a long-lasting, high-gloss polished concrete floor.


Concrete Maintenance

Regular maintenance is required to keep the polished concrete floor in optimal condition. This includes routine cleaning and the application of protective sealers.




Boreway Machinery Co.,Ltd
www.diamondtools.top
www.boreway.net

PCD



Boreway Machinery Co.,Ltd
www.fordiamondtools.com
www.diamondtools.top

PCD



Boreway Machinery Co.,Ltd
www.diamondtools.top
www.boreway.net

PCD Arrow

